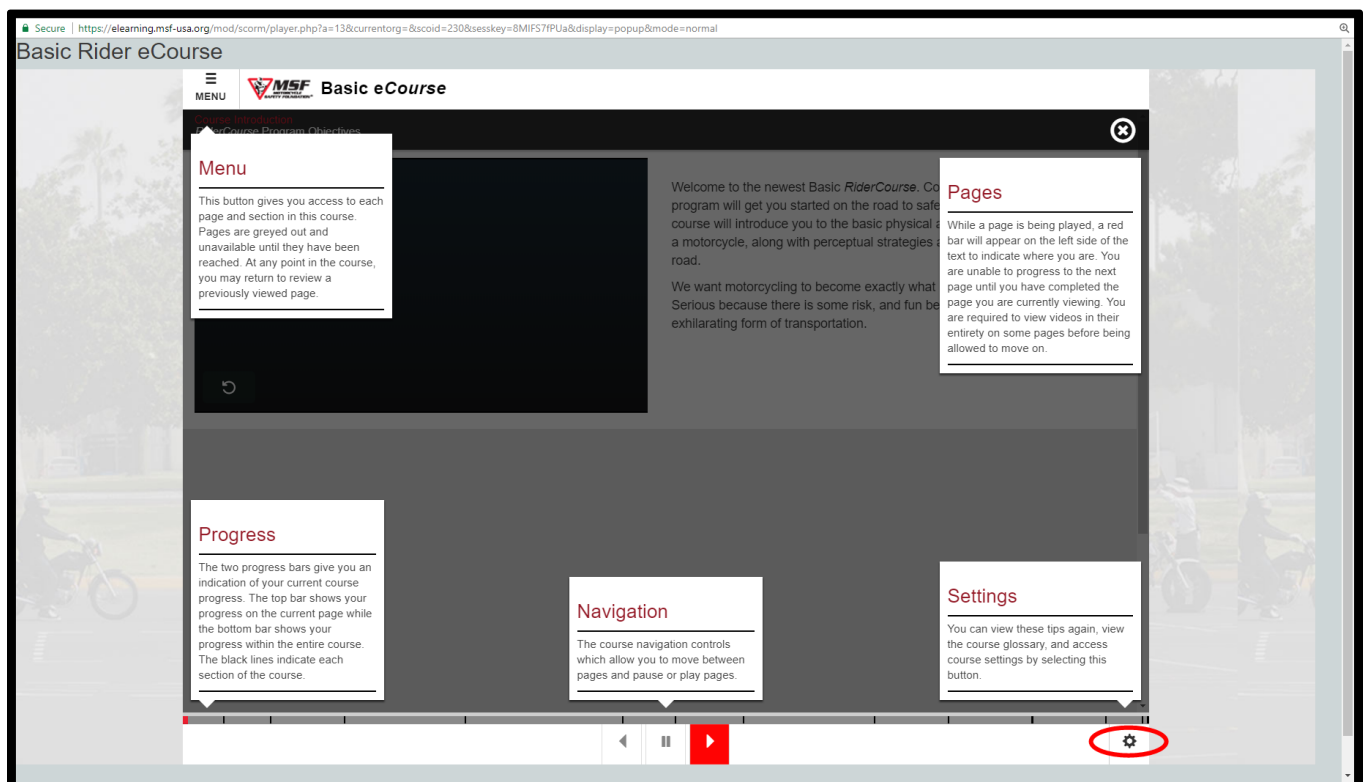



Accessing the MSF eCourse in Spanish

Whenever a user launches the course, the system automatically recognizes if the student's browser is in Spanish. When that occurs, the Spanish version of the course is delivered. If the student's browser is in a language other than Spanish, then the student will have to change the setting themselves.

To access the eCourse in Spanish manually, or to switch between English and Spanish, log into your account and enter the eCourse.

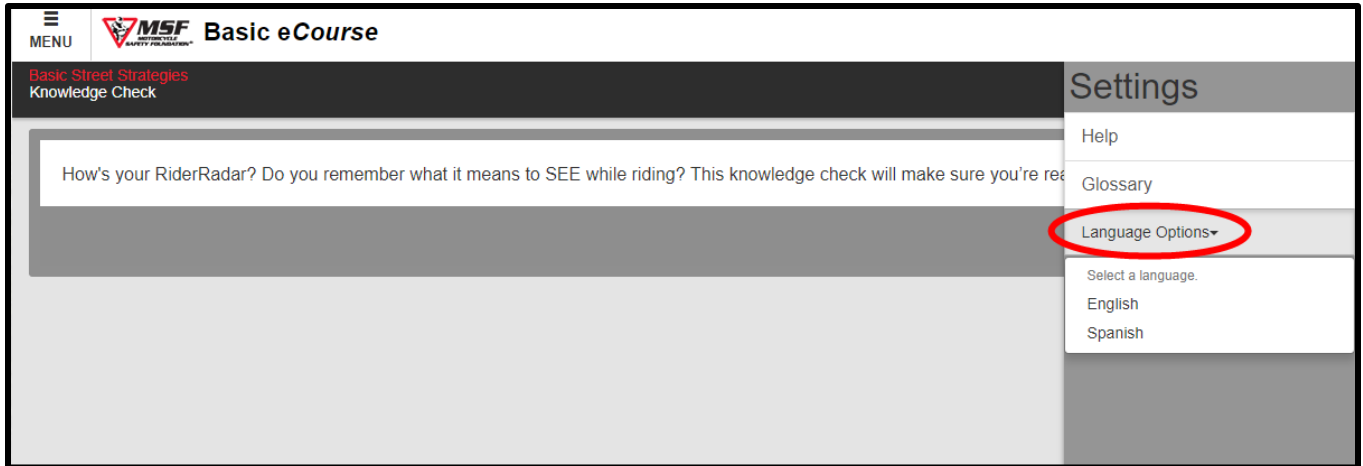
Once in, click on the gear icon on the bottom right of the screen:



This opens the Settings menu.



Select “Language Options” from the drop down.



Select Spanish

The course will resume in Spanish.

If you need / want to revert back, follow the same process but select “English”.

**MSF Support Desk: msfsupport@msf-usa.org or 949 727-3227 x 3158
Monday - Friday 8:30am – 5:00pm Pacific Time CLOSED WEEKENDS**